


















People Who Help Us

This half term we will be learning about people who help us. We will be exploring different occupations such as police officers, dentists, firefighters and nurses. Together, we will explore how these jobs are the same or different in our own countries as well as others. Within the environment, we will explore these occupations through dressing up and using the small world toys

Our School Rules	Words we will be learning to use	
<p>This half term we are continuing to learn how our school works. We are learning the school rules, which are</p> <ul style="list-style-type: none"> • Be Ready • Be Respectful • Be Safe <p>This half term we will be spending time focussing on 'Being respectful'. This will be showcased through a variety of ways such as saying 'Good Morning' or showing respect for our toys by using them carefully and putting them away when we are finished with them.</p>		<p>job</p>
		<p>rescue</p>
		<p>uniform</p>
		<p>help</p>
		<p>transport</p>
Key Questions	Knowledge and Skills	
<p>Who helps us within the community?</p> <p>What jobs do we know of?</p> <p>How does help us?</p> <p>Why do people wear a uniform?</p> <p>What does a do?</p>	<ul style="list-style-type: none"> • Talk about different people who help them, specifically about different occupations in Castleward, NHS, police, fire service • Play in the role of a different occupation using language specific to that occupation • Talk about how the people who help us jobs may look the same/different in other countries • Notice differences between people – identifying different uniforms 	

Books we will be reading....	Nursery Rhymes we will be learning this half term....			
<p>This half term we will be focusing on the words in books we will be reading and learning the following books during our Write Stuff sessions:</p>  <p>Don't Put Your Finger In The Jelly, Nelly</p>  <p>Where's Spot?</p>  <p>Chocolate Mousse for Greedy Goose</p> <p>We will also be sharing books through our topic and at the end of the school day. Some of these books are, 'Going to the Dentist', 'Topy and Tim go to the hospital', and 'Firefighter'. Opportunities to visit the library will also encourage the children with their reading for pleasure.</p>	 <p>Five Currant Buns</p>			
	 <p>Five Little Speckled Frogs</p>			
	 <p>Wind the Bobbin Up</p>			
	 <p>If You're Happy and you Know It</p>			
	 <p>Little Bo Peep</p>			
	 <p>This is the way we lay the bricks</p>			
In Maths we will be learning to....	We will be learning to use these Maths words....			
<ul style="list-style-type: none"> • Subitise – develop fast recognition of up to 3 objects, without having to count them individually • Count up to and recite numbers past 5 • Talk about and explore 2D and 3D shapes • Make comparisons between objects relating to size, length, weight and capacity 	straight flat round curved	accurate subitise more than fewer than	heavy light corners sides	circle triangle rectangle square
	<p style="text-align: center;">Maths games to play at home</p>			
	<p style="text-align: center;">Learn to Count up to 10 with Underwater Counting Maths Game (topmarks.co.uk)</p>			

Celebrations we will learn about are...	You can help at home by...
<ul style="list-style-type: none"> • Chinese New Year  • Random Acts of Kindness  • Red Nose Day  	<ul style="list-style-type: none"> • Encouraging children to share books with you each day • Encouraging them to be independent and putting on their coats themselves • Encouraging them to tidy up after using their toys at home • Talking to the children about different shapes they see within the environment e.g a door is a rectangle shape.