











Join Our Celebrations

This half term we will be learning about different celebrations. We will be exploring different festivals such as Diwali, Bonfire Night and Christmas. Together, we will explore how people/families are different and comment on these similarities and differences between us. Within the environment, we will explore different materials and name these leading on to discuss changes to them.

Our School Rules	Words we will be learning to use	
<p>This half term we are continuing to learn how our school works. We are learning the school rules which are</p> <ul style="list-style-type: none"> • Be Ready • Be Respectful • Be Safe <p>We are spending time getting to know each other and learning to be independent. We are exploring our school environment and beginning to spend time in the library learning that this is an area for all school pupils to use so it is important to be respectful and keep it tidy for everyone.</p>		Celebration
		Remembrance
		Christmas
		Festival
		Material
Key Questions	Knowledge and Skills	
<ul style="list-style-type: none"> • Why do people celebrate Christmas? • What do you celebrate? • What is the same? • What is different? • What happens to this material when we do this...? 	<ul style="list-style-type: none"> • Talk about and understand different festivals • Understand that different people/families celebrate different things • Know that some celebrations originate from other countries • Comment on similarities and differences between people • Explore different materials • Name different materials and talk about changes to them 	

Books we will be reading	You can practise them at home using these QR codes.										
<p>This half term we will be focusing on the words in nursery rhymes we will be learning the following rhymes</p> <ul style="list-style-type: none"> • Ten Little Fireworks • One, two buckle my shoe • Twinkle, Twinkle • Jack and Jill • Head, Shoulders, Knees and Toes <p>We will be sharing stories at the end of the day. Some of these stories are, Little Glow, Maisy's Christmas Eve, Dipal's Diwali and Sparks in the Sky. These stories will allow us to ask questions and explore our celebrations for this half term.</p>		<p>Ten Little Fireworks – this nursery rhyme is to the rhythm of ‘Ten fat sausages’ The words for Ten Little Fireworks will be uploaded to class dojo.</p>									
		<p>One, two buckle my shoe</p>									
		<p>Twinkle, Twinkle</p>									
		<p>Jack and Jill</p>									
		<p>Head, Shoulders, Knees and Toes</p>									
In Maths we will be learning to	We will be learning to use these Maths words										
<ul style="list-style-type: none"> • Subitise – develop fast recognition of up to 3 objects, without having to count them individually • Recite numbers past 5 • Say one number for each item in order: 1,2,3,4,5 • Know that the last number reached when counting a small set of objects tells you how many there are in total 	<table border="1"> <tr> <td>count</td> <td>more</td> <td rowspan="4">accurate subitise</td> </tr> <tr> <td>numbers</td> <td>less</td> </tr> <tr> <td>objects</td> <td>how many...</td> </tr> <tr> <td>total</td> <td></td> </tr> </table>	count	more	accurate subitise	numbers	less	objects	how many...	total		
	count	more	accurate subitise								
numbers	less										
objects	how many...										
total											
<p style="text-align: center;">Maths games to play at home</p> <p>Learn to Count up to 10 with Underwater Counting Maths Game (topmarks.co.uk)</p>											
Celebrations and Festivals we will learn about	You can help at home by										
<ul style="list-style-type: none"> • Bonfire Night • Remembrance Day • Christmas 	<ul style="list-style-type: none"> • Encouraging them to sing the rhymes they have learnt in school • Share their pleasure for reading a book with them each day and encourage them to change it • Encouraging them to be independent and putting on their coats themselves. 										

