



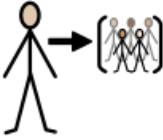








This half term we will be learning about ourselves. We will be learning to talk about what makes us special. We will explore our similarities and differences, looking at how our faces are the same and different. Together we will talk about how we have changed from being babies to children. We will learn what it means to belong and learn about the different groups we belong to as well as learning about Derby and community in Castleward.

| Our School Rules   | Words we will be learning to use   |              |
|--|--|--------------|
| <p>This half term we are learning how our school works. We are learning the school rules which are;</p> <ul style="list-style-type: none"> <li>• Be Ready</li> <li>• Be Respectful</li> <li>• Be Safe</li> </ul> <p>We are spending time getting to know each other and learning to be independent. At school we get out our own toys and resources and understand the need to put them away. We get our own snack and tidy away after ourselves. It is important that we can put on our own coat and zip it up.</p> |   | community    |
|  |   | family       |
|  |    | similarities |
|  |   | differences  |
|  |   | belong       |
| Key Questions  | Knowledge and Skills   |              |
| <ul style="list-style-type: none"> <li>• How are we the same/different?</li> <li>• Who lives in your house?</li> <li>• Who is in your family?</li> <li>• Where do you live?</li> <li>• Which groups do you belong to?</li> <li>• How can we be ready, respectful and safe?</li> </ul>  | <ul style="list-style-type: none"> <li>• Know the words needed to describe themselves and others</li> <li>• Be able to describe themselves in a positive way</li> <li>• Draw/paint a portrait of themselves including their persona features</li> <li>• Make a model of their house and include the people who live in it</li> <li>• Know somethings about Derby.</li> </ul> |              |

| Books we will be reading  | You can practise them at home using these QR codes.   |      |      |       |           |      |       |       |       |   |          |          |
|---|---|------|------|-------|-----------|------|-------|-------|-------|---|----------|----------|
| <p>This half term we will be focusing on the words in nursery rhymes we will be learning the following rhymes;</p> <ul style="list-style-type: none"> <li>• Hickory Dickory Dock</li> <li>• Five Little Ducks</li> <li>• Humpty Dumpty</li> <li>• Fish Alive</li> <li>• Incy Wincy Spider</li> </ul> <p>The stories we are sharing at the end of the day are helping us to understand our feelings and give us words to talk about them.</p>  <p>The Colour Monster</p> |  <p>Humpty Dumpty</p>  |      |      |       |           |      |       |       |       |   |          |          |
|   |  <p>Five Little Ducks</p>  |      |      |       |           |      |       |       |       |   |          |          |
|   |  <p>Hickory Dickory Dock</p>   |      |      |       |           |      |       |       |       |   |          |          |
|   |  <p>Fish Alive</p>   |      |      |       |           |      |       |       |       |   |          |          |
|   |  <p>Incy Wincy Spider</p>  |      |      |       |           |      |       |       |       |   |          |          |
| In Maths we will be learning to   | We will be learning to use these Maths words  |      |      |       |           |      |       |       |       |   |          |          |
| <ul style="list-style-type: none"> <li>• Compare amounts saying 'lots', 'more', or 'same'</li> <li>• Complete inset puzzles</li> <li>• Notice patterns and arrange things into a pattern</li> <li>• Say one number for each object in order: 1,2,3,4,5</li> <li>• Know that when counting, the last number tells us the total</li> <li>• Show finger numbers up to 5</li> <li>• Identify patterns in the environment</li> </ul>   | <table border="0"> <tr> <td>more</td> <td>same</td> </tr> <tr> <td>fewer</td> <td>different</td> </tr> <tr> <td>sort</td> <td>touch</td> </tr> <tr> <td>match</td> <td>count</td> </tr> </table>  | more | same | fewer | different | sort | touch | match | count | <table border="0"> <tr> <td>accurate</td> </tr> <tr> <td>subitise</td> </tr> </table> | accurate | subitise |
|   | more  | same |      |       |           |      |       |       |       |   |          |          |
| fewer   | different   |      |      |       |           |      |       |       |       |   |          |          |
| sort  | touch   |      |      |       |           |      |       |       |       |   |          |          |
| match   | count   |      |      |       |           |      |       |       |       |   |          |          |
| accurate  |   |      |      |       |           |      |       |       |       |   |          |          |
| subitise  |   |      |      |       |           |      |       |       |       |   |          |          |
| <p style="text-align: center;"><b>Maths games to play at home</b></p> <p style="text-align: center;"><a href="#">Learning to Count up to 15 with Teddy Numbers Interactive Maths Game (topmarks.co.uk)</a></p> <p style="text-align: center;"><a href="#">Learn to Count up to 10 with Underwater Counting Maths Game (topmarks.co.uk)</a></p>  |   |      |      |       |           |      |       |       |       |   |          |          |
| Celebrations and Festivals, we will learn about   | You can help at home by   |      |      |       |           |      |       |       |       |   |          |          |
| <ul style="list-style-type: none"> <li>• Harvest</li> <li>• Diwali</li> <li>• Eid al Adha</li> </ul>  | <ul style="list-style-type: none"> <li>• Encouraging them to sing the rhymes they have learnt in school</li> <li>• Share their reading for pleasure book with them each day and encourage them to change it when needed</li> <li>• Encouraging them to be independent and putting on their coats themselves.</li> </ul> |      |      |       |           |      |       |       |       |   |          |          |

